



Agriculture & Produce Packaging

Great assortment of packaging options

Give your produce the protection it deserves, ensuring freshness, visual appeal and customer satisfaction.



Great from field to market

PET Hinged Lid Clamshells

These industry-leading containers are made from strong, crystal-clear PET. Clamshells are vented to keep produce fresh.



Berigard® Molded Fiber Baskets

Transport and display fresh produce with these sturdy, vented baskets.

Trays

Pactiv Evergreen offers a variety of tray sizes and materials, including solid sheet PET, paperboard and PS foam.



EarthChoice® Tamper Evident RPET Hinged Lid Deli Containers

The patented design improves safety by minimizing the risk of food tampering, while the leak-resistant seal locks in product freshness and reduces spills. The recyclable* containers are made with a minimum of 25% post-consumer recycled (PCR) materials, which reduces environmental impact.

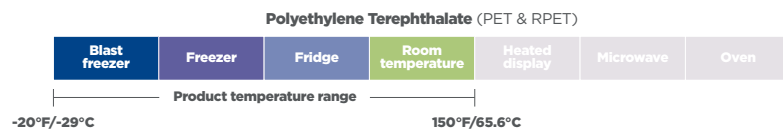




PET Hinged-Lid Clamshells

Product number	Description	Material	Top out dimensions (in.)	Vertical depth (in.)	Case cube (ft ³)	Case pack	Cases pallet	Cases truckload
A9756Z	4.4 oz. Blueberry clamshell	PET	4.75 x 4.44	1.50	3.9	576	28	840
A9761	Half-pint low-profile clamshell	PET	4.88 x 4.94	1.75	4.2	600	30	900
A9744Z	6 oz. Blueberry clamshell	PET	4.75 x 4.44	1.75	4	576	28	840
YA9759Z	1-Pint clamshell	PET	5.38 x 4.38	2.81	3.9	516	28	840
A9748	9.8 oz. Blueberry clamshell	PET	7.50 x 4.50	1.50	4.1	380	24	720
YA9747	11 oz. Blueberry clamshell	PET	7.50 x 5.00	2.00	4.4	324	24	720
A9716	16 oz. Blueberry clamshell	PET	4.88 x 7.38	2.75	4.4	324	24	720
YA9777	18 oz. Blueberry clamshell	PET	4.88 x 7.38	2.75	4.4	324	24	720
YA9718HI	18 oz. Blueberry high-lid modular clamshell	PET	7.25 x 7.50	1.40	3.3	180	30	930
YA9718	18 oz. Blueberry modular clamshell	PET	7.25 x 7.50	1.40	3.3	180	30	930
YYA9781	24 oz. Blueberry modular clamshell	PET	7.25 x 7.50	2.00	3.2	180	30	900
YYY9772	1-Pound strawberry clamshell	PET	7.38 x 4.88	3.50	2.9	400	36	1080
YYA9779	32 oz. Blueberry modular clamshell	PET	7.25 x 7.50	3.06	3.3	180	30	900
A9776	1-Pound long-stem strawberry clamshell	PET	7.34 x 9.31	2.44	3.5	128	30	900
YA9770	2-Pound table grape clamshell	PET	7.38 x 5.75	5.06	3.5	240	30	900
YA9728	2-Pound strawberry clamshell	PET	11.00 X 9.50	3.06	2.4	180	40	1200

What temperature range is recommended?






Berigard® Molded Fiber Baskets

Product number	Description	Material	Top out dimension (in.)	Vertical depth	Case cube (ft ³)	Case pack	Cases pallet	Cases truckload
M336153	Half-pint berry basket green	Molded Fiber	3.88 x 3.88	1.75	2.8	600	18	1152
YM336126	1-Pint berry basket green	Molded Fiber	4.13 x 4.13	2.88	3.1	420	18	1152
YM336184	1-Quart berry basket flute green	Molded Fiber	5.50 x 5.50	3.25	3.4	297	36	864

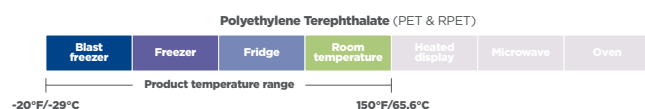
What temperature range is recommended?



EarthChoice® Tamper Evident RPET Hinged Lid Deli Containers

Product number	Brand Name	Description	Dimensions (in.)	Capacity (oz.)	Material	Color	Case pack	Case cube (ft ³)
TEHL5x412	EarthChoice	Tamper evident hinged lid deli container	5.4 x 4.5 x 2.5	12	RPET	Clear	304	3.1
TEHL5x416	EarthChoice	Tamper evident hinged lid deli container	5.4 x 4.5 x 2.6	16	RPET	Clear	304	3.1
TEHL7x616S	EarthChoice	Tamper evident hinged lid deli container, shallow	7.3 x 6.4 x 1	16	RPET	Clear	240	4.2
TEHL7x620	EarthChoice	Tamper evident hinged lid deli container	7.3 x 6.4 x 1.7	20	RPET	Clear	234	4.2
TEHL7x624	EarthChoice	Tamper evident hinged lid deli container	7.3 x 6.4 x 2	24	RPET	Clear	231	4.2
TEHL7x632	EarthChoice	Tamper evident hinged lid deli container	7.3 x 6.4 x 2.6	32	RPET	Clear	225	4.2
TEHL8x4S	EarthChoice	Tamper evident hinged lid hoagie deli container	8.7 x 3.3 x 2.8	n/a	RPET	Clear	150	2.5
TEHL8x835S	EarthChoice	Tamper evident hinged lid deli container, shallow	8.3 x 7.9 x 1.8	35	RPET	Clear	160	4.4
TEHL8x864	EarthChoice	Tamper evident hinged lid deli container	8.3 x 7.9 x 3.1	64	RPET	Clear	150	4.5

What temperature range is recommended?





Solid Sheet PET Trays

Product number	Brand	Description	Dimensions (in.)	Material	Color	Case pack	Case cube (ft ³)
54PETM702D	EarthChoice	2D Tray	8.3 x 5.8 x 1.1	RPET	Clear	300	2.0
54PETM704D	EarthChoice	4D Tray	9.3 x 7.3 x 1.1	RPET	Clear	300	2.6
54PETM709D	EarthChoice	9D Tray	11.9 x 9.9 x 1.1	RPET	Clear	200	3.1
54PETM710D	EarthChoice	10D Tray	10.8 x 5.8 x 1.3	RPET	Clear	380	3.2
54PETM725D	EarthChoice	25D Tray	14.7 x 8.1 x 1.4	RPET	Clear	180	3.0
54PETM902D	EarthChoice	2D Tray	8.3 x 5.8 x 1.1	RPET	Black	300	2.0
54PETM904D	EarthChoice	4D Tray	9.3 x 7.3 x 1.1	RPET	Black	300	2.6
54PETM909D	EarthChoice	9D Tray	11.9 x 9.9 x 1.1	RPET	Black	200	3.1
54PETM910D	EarthChoice	10D Tray	10.8 x 5.8 x 1.3	RPET	Black	380	3.2
54PETM925D	EarthChoice	25D Tray	14.7 x 8.1 x 1.4	RPET	Black	180	3.0
57PPETM703D	Pactiv Evergreen	3D Rolled-rim tray	8.2 x 6.25 x 1.7	PET	Clear	400	2.5
57PPETM703P	Pactiv Evergreen	3P Rolled-rim tray	8.2 x 6.25 x 1.3	PET	Clear	400	2.5
57PPETM703S	Pactiv Evergreen	3S Rolled-rim tray	8.2 x 6.25 x 0.9	PET	Clear	400	2.5
57PPETM708P	Pactiv Evergreen	8P Rolled-rim tray	10.2 x 7.9 x 1.5	PET	Clear	220	2.3
57PPETM711D	Pactiv Evergreen	11D Rolled-rim tray	11.5 x 7.0 x 1.5	PET	Clear	120	1.3
57PPETM725P	Pactiv Evergreen	25P Rolled-rim tray	14.75 x 8 x 1.5	PET	Clear	90	1.5

Trays are also available in paperboard and PS foam. Availability may vary by region. Please contact your Pactiv Evergreen sales representative for more information

These guidelines are supplied to assist you in determining the proper use of Pactiv Evergreen products. They are based upon testing and published guidelines and are reliable in most applications. However, because every food supplier's recipes, ingredients, processes and supply chain is unique, these guidelines are not a substitute for product testing. Confirmation of product acceptability under your specific conditions of use must be done by you.

